



COMPACT SILENCER FILTERS

Optimal Silencing and Filter Integration

"QB" Series DN80 –DN150 PN10 Pattern Flange

APPLICATIONS & EQUIPMENT

- Blowers - Side Channel & Roots
- Industrial & Severe Duty
- Piston Compressors
- Screw Compressors
- Hydraulic Breathers – fine filtration
- Fans
- Pharmaceutical Industry
- Food Industry
- Petrochemical Industry
- Medical
- Pneumatic Conveying
- Waste Water Aeration
- Sparging
- Factory Air

FEATURES & SPECIFICATIONS

- Multiple silencing features, **Reduce** and **Deaden** sound
 - Tubes are positioned to maximize attenuation and air flow while minimizing pressure drop
 - Quiet band weatherhood utilizes sound suppression in the design of the weatherhood
- Fully drawn weatherhood-no welds to rust or vibrate apart
- Carbon steel construction with gray baked enamel finish
- Low pressure drop center bracket and outlet pipe design
- 1/8" tap hole
- Polyester: 99%+ removal efficiency standard to 5 micron
- Paper: 99%+ removal efficiency standard to 2 micron
- Several element sizes available per given connection (safety factor)
- Interchangeable media: Polyester, Paper, HEPA
- Temp (continuous): min -26°C (-15°F) max 104°C (220°F)
- Filter change out differential: 255-380 mm H₂O over initial delta P
- Pressure drop graphs available upon request

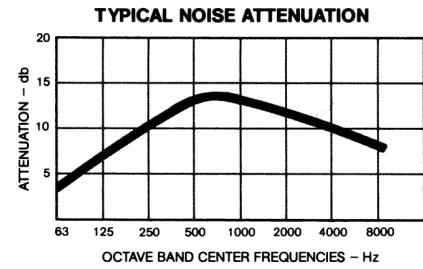
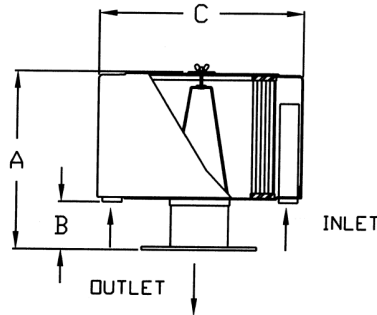
OPTIONS (Inquiries Encouraged)

- Various media available
- Pressure Drop Indicator
- Epoxy coated housings
- Available in **Stainless Steel**
- Custom connections, NPT
- Side Access Silencers Filters for space restricted enclosures (Selected models)

CONFIGURATION



DRAWING



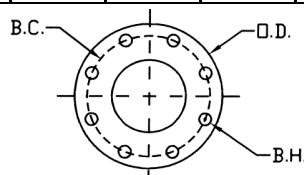
* Noise attenuation may vary due to the wide range of applications and machines

I = Industrial Duty S = Severe Duty E = Extreme Duty

Dimension tolerance ± 6 mm

	with Polyester Element	with Paper Element	Flange Outlet	DIMENSIONS - mm			Rated Flow m ³ /h			No. of Silencing Tubes	Approx. Wt. Kg
				A	B	C	Piston	Screw, Blower, Fan	Element Rating		
S	QB-235P-DN80	QB-234P-DN80	DN80	330	76	406	340	510	969	9	13
S	QB-245P-DN80	QB-244P-DN80	DN80	330	76	406	340	510	1496	9	14
E	QB-275P-DN80	QB-274P-DN80	DN80	330	76	406	340	510	1870	9	15
I	QB-235P-DN100	QB-234P-DN100	DN100	356	102	406	510	884	969	9	15
S	QB-245P-DN100	QB-244P-DN100	DN100	356	102	406	765	884	1496	9	16
E	QB-275P-DN100	QB-274P-DN100	DN100	356	102	406	765	884	1870	9	18
I	QB-245P-DN125	QB-244P-DN125	DN125	356	102	406	850	1360	1496	14	17
S	QB-275P-DN125	QB-274P-DN125	DN125	356	102	406	1105	1360	1870	14	18
I	QB-275P-DN150	QB-274P-DN150	DN125	394	133	406	1105	1870	1870	18	19

PN10 Pattern Flange	Dimensions - mm			No. of Holes	Thickness Flg mm
	O.D.	B.C.	B.H.		
DN 80	200	160	18	8	20
DN100	220	180	18	8	20
DN125	250	210	18	8	22
DN150	285	240	22	8	22



FILTER SILENCERS
 QB, FS, BBF, LQB, PS, SLCR Series

